



## Training Course Catalog

JCM Global  
925 Pilot Road  
Las Vegas, NV 89119  
(702) 651-0000  
[www.jcmglobal.com](http://www.jcmglobal.com)

Rev. 11



## Training Course Catalog

Rev. 11

REVISION HISTORY			
Rev No.	Date	Reason for Update	Comment
A	1/25/12	Initial Version	
1	1/25/13	Added content, updated formatting, and tightened layout.	
2	05/02/13	Edited content, updated formatting, and tightened layout.	
3	07/21/14	Updated content, front matter.	
4	06/03/15	Edited logos, copy & front matter, added GEN3 Printer content.	
5	06/23/15	Edited IACET logo, front matter, CEU descriptions, UBA SU graphic.	
6	08/09/16	Edited front matter, added DBV-400/DBV-500 descriptions and graphics, edited Section 3 content, updated links.	
7	04/17/17	Edited front matter, added GEN5™ and PromoNet® PNA™ description and graphic, edited Sections 2 & 3 content, updated links.	
8	02/15/18	Edited front matter, Section 1 IACET content and graphic, Sections 2 & 3 content, updated links.	
9	03/11/21	Edited front matter, Section 1 IACET content and graphic, Sections 2 & 3 content, updated links.	
10	07/11/22	Edited front matter, Section 1 IACET content and graphic, Sections 2 & 3 content, updated links.	
11	07/29/25	Deleted Section 1 Registration Information, edited Training Schedule, and graphic, Sections 2 & 3 content, updated links.	

### Copyright ©2025 By JCM American Corporation

JCM is a registered trademark of JAPAN CASH MACHINE CO., LTD. JCM GLOBAL, the JCM Tranquility "Q" logo, iVizion, Opti-Pay, ICB, Trident, PLAYCASH, Playcash le de mas Juego, and Sentry are registered trademarks of JCM American Corp.. The JCM logo, UBA, WBA, DBV, and GOLD are registered U.S. trademarks of JAPAN CASH MACHINE CO., LTD. All other product names mentioned herein may be registered trademarks or trademarks of their respective companies. Furthermore, ™, ® and © are not always mentioned in each case throughout this publication.

# Training Course Catalog

## Table of Contents

	Page
<b>Introduction .....</b>	<b>1-1</b>
<b>About JCM Technical Training .....</b>	<b>1-1</b>
<b>Minimum Requirements for JCM Training Locations .....</b>	<b>1-2</b>
<b>Certificate of Completion .....</b>	<b>1-2</b>
<b>Certification Training .....</b>	<b>1-2</b>
<b>Validator Course Listings .....</b>	<b>2-1</b>
<b>DBV®-400 Training Course .....</b>	<b>2-1</b>
<b>DBV®-500 Training Course .....</b>	<b>2-2</b>
<b>iVIZION® Training Course .....</b>	<b>2-3</b>
<b>UBA®-1x and -2x Series Validators Training Course .....</b>	<b>2-4</b>
<b>iPRO-RC™ Training Course .....</b>	<b>2-5</b>
<b>iPRO™ Training Course.....</b>	<b>2-6</b>
<b>GEN5® Printer Training Course .....</b>	<b>2-7</b>
<b>MRX™ Training Course .....</b>	<b>2-8</b>
<b>UBA® Pro Training Course .....</b>	<b>2-9</b>
<b>UBA Pro RT/RQ™ Training Course .....</b>	<b>2-10</b>
<b>System Course Listings .....</b>	<b>3-1</b>
<b>Intelligent Cash Box (ICB®) System Training Course .....</b>	<b>3-1</b>
<b>PromoNet® Marketing Studio Training Course .....</b>	<b>3-2</b>
<b>FUZION® Application Training Course .....</b>	<b>3-3</b>

THIS PAGE INTENTIONALLY LEFT BLANK

# Training Course Catalog

## Introduction

### Section 1

#### 1-1 About JCM Technical Training

JCM prides itself on providing excellent customer service and support, including an extensive training curriculum.

Training courses are developed by JCM's professional team of knowledgeable and experienced technical trainers to meet the specific needs of our customers.

This catalog lists the various JCM product training courses available. Products include Gaming, Commercial Validators and JCM Systems. For products not listed in this catalog, contact JCM Technical Training for information about availability of training.

JCM product training is presented in several different formats to meet the needs of our customers. JCM training uses a "Repair Process" flow, which provides attending students a methodology for maintaining JCM products. Training can be tailored to the student skill level or the needs of the customer. Training programs start at a basic product overview level, up to a high level certification program.

#### Training Schedule

JCM offers virtual, online and on-site training. On-site training is subject to JCM Management approval and a fee may be applied.

#### Cancellation Policy

If you are registered for a training session and need to cancel, notify JCM Technical Training by phone or e-mail. Due to the high demand for JCM Product Training, there is usually a "wait list" for each training session. Any training slots that become available due to cancellations will be filled in the order in which the request was received.

#### Cost of Training

Training is offered based on location and schedule/availability, as shown in Table 1-1.

**Table 1-1** Training Fee Schedule

Location	One Day	Two Day
JCM Facilities*	No Charge	No Charge
Customer Location†	\$2250.00	\$4095.00

\*JCM Facilities include colleges and JCM-sponsored Regional Training Events, and can be presented virtually. Attendees are responsible for travel expenses to and from all locations.

†If a JCM Instructor is required to travel to a Customer Location, the Customer will be responsible for the Instructor's travel and living expenses for the duration of the trip.

Contact JCM Technical Training or your local JCM Sales Representative for additional information.

## 1-2 Minimum Requirements for JCM Training Locations

An important aspect of a successful training event is an environment conducive to learning. Therefore, minimum requirements for any outside facility are:

- Location suitable for the number of students and the duration of the event (1 to 8 hours)
- Sturdy tables for JCM equipment
- Access to AC power at all workstations
- Sufficient lighting
- Video Monitor

JCM will provide all training materials, along with any additional equipment necessary.

For Virtual Events, property to provide a location with video monitor reception for the number of attendees, with audio and camera (preferred) for an online presentation.

## 1-3 Certificate of Completion

A Certificate of Completion is awarded to attendees who fully participate in the training, complete the required exercises, and demonstrate comprehension of the material.

## 1-4 Certification Training

Courses indicated as “Certified” give the student an in-depth review of the JCM product. Upon completion of the course, a Certification Test is given. On successful completion of the certification test, the student will be recognized as Certified for that product. Due to product changes, Certification is valid for one year.

For certification, the student should have at least 90 days experience working on the JCM product prior to attempting the Certification Course.

Contact JCM Technical Training for more information.

## IACET Accredited

JCM Technical Training is accredited by the International Accreditors for Continuing Education and Training (IACET). The stringent requirements for compliance with IACET standards ensure that the training provided is professional, thorough and will meet your needs.

CEU Credit varies based on the JCM Product. Refer to Course descriptions for the amount of CEU credit available for each course. One CEU credit equals 10 hours of in-class training.



“JCM American Corporation is accredited by the International Accreditors for Continuing Education and Training (IACET), and offers IACET CEUs for its learning events that comply with the ANSI/IACET Continuing Education and Training Standard. IACET is recognized internationally as a standard development organization and accrediting body that promotes quality of continuing education and training.”

“As an IACET Accredited Provider, JCM American Corporation offers IACET CEUs for its learning events that comply with the ANSI/IACET Continuing Education and Training Standard.”

## Disclaimer

Course curriculum, pricing, and class availability are subject to change without notice. Contact JCM Technical Training for the latest details regarding JCM products and/or systems training.

# Training Course Catalog

## Validator Course Listings

### Section 2

#### 2-1 DBV®-400 Training Course

##### Learning Outcomes:

The Learner will be able to successfully maintain the DBV-400 Series Validator. On event completion, the attendee will be able to troubleshoot the DBV-400, perform all tests and diagnostics, and be able to implement and perform a Preventive Maintenance routine. Additionally, the student will be able to update software and calibrate the DBV-400, and be able to explain the various software applications that support the DBV-400, and how to apply each application.

##### Topics Include:

- DBV-400 Model Identification
- Preventive Maintenance
- Communications Protocols
- Error Code analysis
- Use of the JCM Tool Suite application
  - Updating Software
  - Calibration
  - Statistics
  - Acceptance Testing
  - Diagnostic Testing
- DIP Switch Testing

##### Provided Materials:

- JCM Training Overview DBV-400 Banknote Validator
- DBV-400 Quick Reference Guide

##### Required Test Equipment:

- Calibration Reference Paper KS-095A
- BlueWave™DX Tool

##### Required Applications:

- JCM Tool Suite
- Basic Driver: ID-003

##### CEU Credits:

- JCM American Corporation is authorized by IACET to offer 0.30 CEUs for this program.

##### Class Size:

- Limited to 10 students, to promote “hands-on” training and full participation of attendees.

##### Course Length:

- 3 hours



DBV-400 Banknote Validator Unit

## 2-2 DBV®-500 Training Course

### Learning Outcomes:

The Learner will be able to successfully maintain the DBV-500 Series Validator. On event completion, the attendee will be able to troubleshoot the DBV-500, perform all tests and diagnostics, and be able to implement and perform a Preventive Maintenance routine. Additionally, the student will be able to update software and calibrate the DBV-500, and be able to explain the various software applications that support the DBV-500, and how to apply each application.

### Topics Include:

- DBV-500 Model Identification
- Preventive Maintenance
- Communication Protocols
- Error Code analysis
- Use of the JCM Tool Suite application
  - Updating Software
  - Calibration
  - Statistics
  - Acceptance Testing
  - Diagnostic Testing
- DIP Switch Testing

### Provided Materials:

- JCM Training Overview DBV-500 Banknote Validator
- DBV-500 Quick Reference Guide

### Required Test Equipment:

- Calibration Reference Paper KS-091
- BlueWaveDX Tool

### Required Applications:

- JCM Tool Suite
- Basic Driver: ID-003

### CEU Credits:

- JCM American Corporation is authorized by IACET to offer 0.30 CEUs for this program.

### Class Size:

- Limited to 10 students, to promote “hands-on” training and full participation of attendees.

### Course Length:

- 3 hours



**DBV-500 Banknote Validator Unit**



## 2-3 iVIZION® Training Course

### Learning Outcomes:

The Learner will be able to successfully maintain the iVIZION Series Validator. On event completion, the attendee will be able to troubleshoot the iVIZION, perform all tests and diagnostics, and be able to implement and perform a Preventive Maintenance routine. Additionally, the student will be able to update the software on the iVIZION, and be able to explain the various software applications supporting the iVIZION, and how to apply each application.

### Topics Include:

- Preventive Maintenance
- Error Code analysis
- Implementation of the Intelligent Cash Box® System (RFID)
- Use of the JCM Tool Suite application
  - Updating Software
  - Calibration
  - Statistics
  - Acceptance Testing of the iVIZION
  - Diagnostic Testing
- Use of the Basic Drivers application for testing
- Use of the BlueWaveDX Tool

### Provided Materials:

- JCM Training Overview iVIZION Banknote Acceptor
- iVIZION Quick Reference Guide
- iVIZION Preventive Maintenance Guide

### Required Test Equipment:

- CUI Power Supply Kit (or equivalent)
- Laptop PC with JCM applications
- Calibration Reference Paper KS-089
- BlueWaveDX Tool

### Required Applications:

- JCM Tool Suite
- Basic Driver: ID-003 or ID-024

### CEU Credits:

- JCM American Corporation is authorized by IACET to offer 0.30 CEUs for this program.

### Class Size:

- Limited to 10 students, to promote “hands-on” training and full participation of attendees.

### Course Length:

- 3 hours



**iVIZION Series Validator Unit**

## 2-4 UBA®-1x and -2x Series Validators Training Course

### Learning Outcomes:

The Learner will be able to successfully maintain the UBA-1x and -2x Series Validators. On event completion, the attendee will be able to identify various UBA models, troubleshoot, perform tests and diagnostics, and be able to implement and perform routine Preventive Maintenance and calibration. Additionally, the student will be able to update software and calibrate the UBA Series Validator, be able to explain the various software applications supporting the UBA, and be able to apply the application.

### Topics Include:

- UBA Overview - identification of models
- Preventive Maintenance
- Error Code analysis
- Use of the JCM Tool Suite application
  - Updating Software
  - Calibration
- Use of the BlueWave™DX Download Tool
- UBA Acceptance Testing
- Diagnostic Testing
- Use of the Basic Driver applications
- Operation of the Sentry-1 Bezel
- Implementing the Intelligent Cash Box (ICB) system

### Provided Materials:

- JCM Training Overview UBA 10/14/24
- UBA Quick Reference Guide
- 2.5mm Hex Nut Driver

### Required Test Equipment:

- CUI Power Supply Kit
- Mag tool kit, containing:
  - Calibration Reference Paper, white (KS-062)
  - Calibration Reference Paper, black (KS-063)
  - Calibration Reference Paper, UV (KS-064)
- BlueWaveDX Tool

### Required Applications:

- JCM Tool Suite
- JCM Basic Drivers: ID-003 or ID-024

### CEU Credits:


- JCM American Corporation is authorized by IACET to offer 0.30 CEUs for this program.

### Class Size:

- Limited to 10 students, to promote “hands-on” training and full participation of attendees.

### Course Length:

- 3 hours



**UBA Series Validators**  
UBA SU Unit      UBA SS Unit



**Sentry-1 Bezel**

## 2-5 iPRO-RC™ Training Course

### Learning Outcomes:

The Learner will be able to successfully maintain the iPRO-RC Series Validator. On event completion, the attendee will be able to troubleshoot the iPRO-RC, perform all tests and diagnostics, and be able to implement and perform a Preventive Maintenance routine. Additionally, the student will be able to explain the various software applications supporting the iPRO-RC, and how to apply each application.

### Topics Include:

- iPRO-RC Overview
- Preventive Maintenance
- Error Code analysis
- Use of the JCM Tool Suite application
  - Updating Software (PC/BlueWave)
  - Calibration
  - Acceptance Testing
  - Diagnostic Testing
- Use of the Basic Drivers application

### Provided Materials:

- iPRO-RC Training Overview
- iPRO-RC Quick Reference Manual

### Required Test Equipment:

- Laptop PC with JCM applications
- 24VDC Power Supply
- Calibration Reference Paper:
  - Calibration Reference Paper, white (KS-087)
- BlueWaveDX Tool

### Required Applications:

- JCM Tool Suite
- Basic Driver: ID-003

### CEU Credits:

- CEU credits are not offered for this program.

### Class Size:

- Limited to 10 students, to promote “hands-on” training and full participation of attendees.

### Course Length:

- 5 hours



iPRO-RC Unit

## 2-6 iPRO™ Training Course

### Learning Outcomes:

The Learner will be able to successfully maintain the iPRO Series Validator. On event completion, the attendee will be able to troubleshoot the iPRO, perform all tests and diagnostics, and be able to implement and perform a Preventive Maintenance routine. Additionally, the student will be able to explain the various software applications supporting the iPRO and how to apply each application, and will be able to update the software on the iPRO unit.

### Topics Include:

- Preventive Maintenance
- Error Code analysis
- Implementing the Intelligent Cash Box system
- Use of the JCM Tool Suite application
  - Updating Software
  - Calibration
  - Acceptance Testing of the iPRO
  - Diagnostic Testing
- Use of the Basic Drivers application

### Provided Materials:

- JCM Training Overview iPRO Banknote Acceptor
- iPRO Quick Reference Manual

### Required Test Equipment:

- CUI Power Supply Kit (or equivalent)
- Laptop PC with JCM applications
- Calibration Reference Paper
- BlueWaveDX Tool

### Required Applications:

- JCM Tool Suite
- Basic Driver: ID-003 or ID-024

### CEU Credits:

- JCM American Corporation is authorized by IACET to offer 0.30 CEUs for this program.

### Class Size:

- Limited to 10 students, to promote “hands-on” training and full participation of attendees.

### Course Length:

- 3 hours



iPRO Unit

## 2-7 GEN5® Printer Training Course

### Learning Outcomes:

The Learner will be able to successfully maintain the GEN5 Printer. On event completion, the attendee will be able to identify the GEN5 printer model, troubleshoot the printer, perform all tests and diagnostics, and be able to implement and perform a Preventive Maintenance routine. Additionally, the student will be able to update firmware on the GEN5 Printer, and be able to explain the various software applications that support the GEN5 Printer, and how to apply each application.

### Topics Include:

- Printer testing
- Sensor locations
- LED Error Code Analysis
- Preventive Maintenance
- Firmware Updating
- Use of the JCM Printer Basic Driver Software

### Provided Materials:

- User's Guide JCM DFU Downloader Utility
- GEN5 Quick Reference
- GEN5 Training Overview

### Required Test Equipment:

- 24VDC Power Supply
- PC
- Evaluation Harness
- BlueWaveDX Tool

### Required Applications:

- JCM DFU Downloader Utility
- JCM Printer Basic Driver

### CEU Credits:

- JCM American Corporation is authorized by IACET to offer 0.20 CEUs for this program.

### Class Size:

- Limited to 10 students, to promote “hands-on” training and full participation of attendees.

### Course Length:

- 2.0 hours



GEN5 Printer

## 2-8 MRX™ (Modular Banknote Recycler) Training Course

### Learning Outcomes:

The Learner will be able to successfully maintain the Modular Banknote Recycler (MRX) Series unit. On event completion, the attendee will be able to troubleshoot the MRX, perform all tests and diagnostics, and be able to implement and perform a Preventive Maintenance routine. Additionally, the student will be able to explain the various software applications supporting the MRX, and how to apply each application.

### Topics Include:

- MRX Overview
- Preventive Maintenance
- Error Code analysis
- Use of the MRX MENT Tool application
  - Updating Software
  - Calibration
  - Acceptance Testing
  - Diagnostic Testing

### Provided Materials:

- MRX Operation and Maintenance Manual

### Required Test Equipment:

- Laptop PC with JCM applications
- 24VDC Power Supply
- Calibration Reference Paper (KS-097)

### Required Applications:

- MRX Maintenance Tool

### CEU Credits:

- CEU credits are not offered for this program.

### Class Size:

- Limited to 5 students, to promote “hands-on” training and full participation of attendees.

### Course Length:

- 5 hours



MRX Unit



## 2-9 UBA® Pro Training Course

### Learning Outcomes:

The Learner will be able to successfully maintain the UBA Series UBA Pro Universal Banknote Acceptor. On event completion, the attendee will be able to troubleshoot the UBA Pro, perform all tests and diagnostics, and be able to implement and perform a Preventive Maintenance routine. Additionally, the student will be able to explain the various software applications supporting the UBA Pro, and how to apply each application.

### Topics Include:

- UBA Pro Overview
- Preventive Maintenance
- Error Code analysis
- Use of the JCM Tool Suite
  - Updating Software
  - Calibration
  - Acceptance Testing
  - Diagnostic Testing

### Provided Materials:

- UBA Pro Training Overview
- UBA Pro Quick Reference

### Required Test Equipment:

- Laptop PC with JCM applications
- 12 or 24VDC Power Supply
- Calibration Reference Paper: (KS-101)

### Required Applications:

- JCM Tool Suite
- ID-003 Basic Driver

### CEU Credits:

- JCM American Corporation is authorized by IACET to offer 0.3 CEUs for this program.

### Class Size:

- Limited to 5 students, to promote “hands-on” training and full participation of attendees.

### Course Length:

- 3 hours



UBA Pro

## 2-10 UBA Pro RT/RQ™ Training Course

### Learning Outcomes:

The Learner will be able to successfully maintain the UBA Pro RT/RQ Banknote Recycler. On event completion, the attendee will be able to troubleshoot the UBA Pro RT/RQ, perform all tests and diagnostics, and be able to implement and perform a Preventive Maintenance routine. Additionally, the student will be able to explain the various software applications supporting the UBA Pro RT/RQ, and how to apply each application.

### Topics Include:

- UBA Pro RT/RQ Overview
- Preventive Maintenance
- Error Code analysis
- Use of the JCM Tool Suite
  - Updating Software
  - Calibration
  - Acceptance Testing
  - Diagnostic Testing

### Provided Materials:

- UBA Pro RT/RQ Operation and Maintenance Manual

### Required Test Equipment:

- Laptop PC with JCM applications
- 24VDC Power Supply
- Calibration Reference Paper: (KS-101)

### Required Applications:

- JCM Tool Suite
- ID-003 Basic Driver

### CEU Credits:

- CEU credits are not offered for this program.

### Class Size:

- Limited to 5 students, to promote “hands-on” training and full participation of attendees.

### Course Length:

- 5 hours



UBA Pro RT/RQ



# Training Course Catalog

## Systems Course Listings

### Section 3

#### 3-1 Intelligent Cash Box (ICB®) System Training Course

##### Learning Outcomes:

The Learner will be able to successfully navigate and use the Intelligent Cash Box (ICB®) system. On event completion, the attendee will be able to describe and use the components and applications in the Intelligent Cash Box System.



**Note:** Because several casino functions are affected by ICB system implementation, training times and levels of training may vary for each functional group.

##### Soft Count Topics Include:

- MDM
  - Setting Cash Boxes
  - Initializing Cash Boxes
  - Using the MDM PC Application
  - Maintaining the Docking Station

##### Slot Technician Topics Include:

- Installing and initializing the ICB hardware on a UBA, UBA Pro or iVIZION Validator
- Troubleshooting an ICB system on the Validator
- Using the Asset Ticket Generator and Docking Station Administrator
- Using Multi Download Module (MDM) for Initializing Cash Boxes
- Using Web Reports for Performance data

##### Accounting and Administration Topics Include:

- Accessing Web Reports for data on Performance Reporting and Revenue

##### Provided Materials:

- ICB Web Reports Manual
- MDM Software Installation Guide
- Docking Station Administrator Guide

##### Required Test Equipment:

- Docking Station
- UBA, UBA Pro, iVIZION with active ICB

##### Required Applications:

- JCM ICB® Asset Ticket Generator
- MDM
- Web Reports
- Basic Driver: ID-003
- Docking Station Administrator

##### Class Size:


- Limited to 10 students, to promote “hands-on” training and full participation of attendees.

##### CEU Credits:

- CEU credits are not offered for this program.

##### Course Length:

- Varies by module, dependent upon the skill level of the students. Training time varies per session (usually 1 to 2 hours).



**ICB Docking Station  
Read/Write Tool  
CouponXpress™ Printer**

### 3-2 PromoNet® Marketing Studio Training Course

#### Learning Outcomes:

The Learner will be able to successfully navigate the PromoNet Marketing Studio application. On event completion, the attendee will be able to create and/or edit Promotions, manage Promotion Campaigns and evaluate the Campaign results.



**Note:** The PromoNet System affects several casino functions. Training times and level of training may vary for each functional group.

#### Topics Include:

- PromoNet components and network structure
- Marketing Studio Application
  - Creating a Campaign
  - Redemption Locations
  - Target Groups
  - Promotion Profiles
  - Promotion Design
  - Campaign Management
- On-Line Monitor



**Peripheral Network Adapter  
(PNA® v3)**

#### Provided Materials:

- PromoNet 2.0 Marketing Studio Operator Instruction Manual
- PromoNet 2.0 Online Monitor Operator Instruction Manual
- Creating Campaigns Quick Reference

#### Required Test Equipment:

- PC with PromoNet Applications
- Peripheral Network Adapter (PNA®)

#### Required Applications:

- PromoNet® 2.0 Marketing Studio Application
- PromoNet Online Monitor
- DRT™ Desktop Redemption Terminal Application

#### Class Size:

- Limited to 10 students, to promote “hands-on” training and full participation of attendees.

#### CEU Credits:

- CEU credits are not offered for this program.

#### Course Length:

- Varies by the scope of the PromoNet installation and the needs of the attendees.

### 3-3 FUZION® Training Course

#### Learning Outcomes:


The Learner will be able to successfully navigate the FUZION application. On event completion, the attendee will be able to navigate the FUZION application and describe the various Devices and reporting supporting the FUZION System.



**Note:** Because several casino functions are affected by the FUZION System implementation, training times and levels of training may vary for each functional group.

#### Topics Include:

- FUZION components and network structure
- FUZION User Interface
  - Dashboard components
  - Transactions resources
  - Financial resources
  - Mobile I/O components
  - Anti Money Laundering



FUZION®

#### Provided Materials:

- FUZION Operators Instruction Manual
- FUZION Quick Reference

#### Required Test Equipment:

- PC with Internet access to the FUZION Application

#### Required Applications:

- FUZION Application

#### Class Size:

- Limited to 10 students, to promote full participation of attendees.

#### CEU Credits:

- CEU credits are not offered for this program.

#### Course Length:

- Varies by the scope of the FUZION installation and the needs of the attendees.

THIS PAGE INTENTIONALLY LEFT BLANK



