

Customer Notification



Notification No.: 20240328

Version: 1.0

Page: 1 of 2

Release Date: March 28, 2024

Effective Date: March 28, 2024

Notification Status: Advisory Mandatory Announcement

Classification: Firmware Hardware Policy/Procedure

Description: Main Board Connector Modification

Hardware: JCM Global® GEN5® Printer (PSA-66-ST5)

Territory: All

Interface: N/A

Check Sum: N/A

Firmware Version(s): N/A

CRC (seed = 0000): N/A

Conditions:

Due to the manufacturer's announced end of life (EOL) of the J4 Connector on the GEN5 CPU Board (140-00243-100), JCM Engineering will be updating the GEN5 CPU Board design and discontinuing the legacy design. Part Numbers affected by this change include:

Part	Old P/N	New P/N (w/ HDR Mod)
PCBA - Main GEN5	140-00243-100	140-00243-201*
PCBA - Main GEN5 33K	140-00243-200	140-00243-201
Assy. Prtmech, Thrm F03-66, GEN5	400-00023-100	400-00023-101
Cbl Assy Prnt/Hd, GEN5	150-00023-100	150-00023-101

* Assy. Prtmech, Thrm F03-66, GEN5, needs to be replaced with 400-00023-101.




Figure 1: GEN5 CPU Board



Figure 2: Print Head Harness

Note:

This notification reflects current information available at time of publication. This information is subject to change without notice. Please contact your local JCM Sales Representative or JCM Customer Service for additional information.

Customer Notification



Notification No.: 20240328

Version: 1.0

Page: 2 of 2

Release Date: March 28, 2024

Effective Date: March 28, 2024

Notification Status: Advisory Mandatory Announcement

Classification: Firmware Hardware Policy/Procedure

Description: Main Board Connector Modification

Hardware: JCM Global® GEN5® Printer (PSA-66-ST5)

Territory: All

Interface: N/A

Check Sum: N/A

Firmware Version(s): N/A

CRC (seed = 0000): N/A

Resolution:

The updated GEN5 CPU Board, 140-00243-201 will have a new 16-pin Connector for the connection to the Print Mechanism. Both the 140-00243-100 and the 140-00243-200 GEN5 CPU Boards (see the label on the back side of the CPU Board, as shown in Figure 3 and Figure 4 below) will be replaced with the 140-00243-201 CPU Board.

- When replacing the 140-00243-100 CPU Board, the Print Mechanism will need to be replaced with the Print Mechanism 400-00023-101 for compatibility.
- When replacing the 140-00243-200 CPU Board, either the Print Head Cable will need to be replaced with the new Print Head Cable 150-00023-101 OR the Print Mechanism will need to be replaced with Print Mechanism 400-00023-101.

Note: The Print Head Harness is included with the Print Mechanism (400-00023-101) when ordered.

Model	Starting GEN5 Serial Number with New CPU Board
GEN5 PSA-66 ST5	0112202401084416




Figure 3: GEN5 CPU Board Part Number Label (Sample REV A)

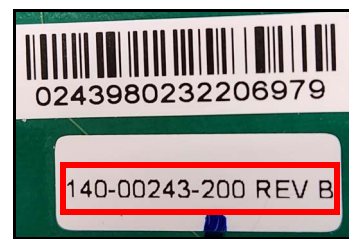


Figure 4: GEN5 CPU Board Part Number Label (Sample REV B)

JCM Customer Service can be reached at: support@jcmglobal.com for additional information regarding this announcement.

Note:

This notification reflects current information available at time of publication. This information is subject to change without notice. Please contact your local JCM Sales Representative or JCM Customer Service for additional information.