




Technical Bulletin 201108

www.jcmglobal.com

The JCM Global Website provides the tools required to service all of our products. This includes a Software information database containing DIP Switch information, Customer Notifications, Product Manuals, Diagnostic Applications and more.

Parts are Parts



Part No. 189835 & 189830

Description: Validation CPU & Control CPU

Usage: The iVIZION contains two (2) CPU Circuit Boards. One Processor is used for calculating the data points to identify each Banknote. The second CPU manages the Validator's Transport and Stacking process. The two (2) Contact Image Sensors (CIS) simultaneously scan each side of the media using multiple wavelengths of light to detect the reflective and transmissive images. An additional set of UV Sensors scan the media as well.

Note: By using a separate CPU Circuit Board the iVIZION can calculate these data points and still process the media in under three seconds.

Latest JCM Software Listing

UNIT	Country	ID*	Version†	Check Sum	CRC
UBA-10/11-SS	USA	ID-003	V2.06-21	028E	
UBA-10/11-SS	USA	ID-024	V2.06-17	7E99	
UBA-14/24-SS/SU	USA	ID-003	V-2.06-21		7BAA
UBA-14/24-SS/SU	USA	ID-0G8*	V-2.06-66		F67E
UBA-14-SS & UBA-24-SS/SU	USA	ID-024	V2.06-28		EE8D
UBA-14-SS & UBA-24-SS/SU	USA	ID-028*	V2.06-18	AEC9	A6F0
UBA-25-SS/SU	USA	ID-024*	V2.05-28	2CB2	
UBA-25-SS/SU	USA	ID-028*	V2.06-18	05D6	
WBA-12/13-SS	USA	ID-003	V-3.80-32i†	0ABC	
WBA-12/13-SS	USA	ID-044*	V-3.75-05i†	D716	
WBA-12/13-SS	USA	ID-024*	V-3.80-34	D1F3	
UBA-10/11-SS	EUR	ID-003*	V-2.05-24	80DC	
UBA-10/11-SS	SWE	ID-003*	V-2.05-20	A3E5	95B2
UBA-10/11-SS	ZAF	ID-003	V-2.05-20	E57F	2F46
UBA-10/11/12-SS	BWA	ID-003*	V-1.96-20	D605	3342
UBA-10/11/12-SS	BGR	ID-003*	V-2.05-20	DA20	21D1
UBA-10/11/12-SS	NAM	ID-003*	V-2.05-20	D12C	A4C1
UBA-10/11/12-SS	TUR	ID-003*	V-2.05-24	557D	C70D
UBA-10/11/12-SS	DNK	ID-003	V-2.07-24	84B2	
UBA-10/11/12-SS	DNK+EUR5	ID-003E*	V-2.07-24	C19A	A0A3
UBA-10/11/12-SS	BIH	ID-003*	V-2.05-20	88F1	D73A
UBA-14-SS & UBA-24-SS/SU	EUR5	ID-003*	V-1.95-20		2BB1
UBA-14-SS & UBA-24-SS/SU	ZAF	ID-003*	V-2.05-20	C3AC	0653
UBA-14-SS & UBA-24-SS/SU	GBR+SCO	ID-003*	V-2.05-20	DBC7	8FE5

* an asterisk signifies this ID# does not appear on the JCM Web Site.

† an "i" suffix indicates Intelligent Cash Box Option compatibility.

The list of JCM Banknote Validator Software provided herein notifies Customers of the latest Software Versions developed. However, the listing does not identify Versions approved by Gaming Jurisdictional Authorities for actual use. Customers should always consult the JCM's Parts Sales Departments concerning approved Versions for use in their specific jurisdictions intended for operation.

Current Service Manuals

Product	Revision	Product	Revision
DBV-30X	4	TSP-02	B
EBA-03	2	UBA 10/11/14/24/25	3
ICB	3	WBA-1X/2X	1
Tiako (PUB-7/11)	2	iVIZION	2

Save Time and Labor with JCM's Latest Intelligent Cash Box System

The ICB® (Intelligent Cash Box) system is a unique cash management system that allows the operator to track a Cash Box and its contents through the entire cash process. The ICB system eliminates the need for dedicating Cash Boxes to specific machines, or putting barcode identification labels on the Cash Boxes. The Cash Boxes are tracked electronically eliminating most variance issues, and with the custom reports provided to each department, accuracy and efficiency is greatly improved.





FREE REGIONAL TRAINING

Give your technicians the tools they need to keep your customers happy and your equipment running at peak efficiency.

For the local and regional training schedule visit:

<http://www.jcmglobal.com>

Technical Bulletin 201108 August 2011

Technical Tips

Question: What different connections are required for establishing ID-024 and ID-028 Protocol Communication in an IGT Game?


The main difference between an ID-024 and ID-028 Protocol is the method of communication required to the peripheral component.

To use the ID-024 Serial communication Protocol the 2-pin and 5-pin Harnesses ① from the Validator Harness must be connected.


The ID-028 Protocol uses USB or a Serial communication depending on the Theme installed in the specific Game. It requires the 2-pin and 5-pin Harness connections as-well-as a USB Cable connection ②.

The AVP Platform has the capability of running older Game Themes by Emulating an 80960 Micro-processor used in those Games. When these emulated Games are being run, the game is using the ID-024 Protocol; but when running Native AVP Games, the ID-028 Protocol must be used.


One easy way to tell whether a Game Machine is running in Emulation Mode is to observe the Service Menus. If the Menu's appear to be an older Game King Style Menu ③, the game is operating in Emulation Mode. If the newer stylized Menus exist, the Game is running in Native AVP Mode ④.



Typical 2 & 5-Pin Connectors

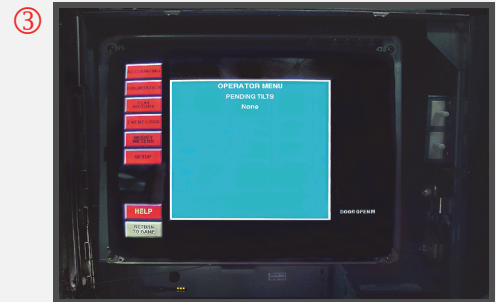


Typical USB Port Connections



Typical AVP Service Menu

Typical AVP Menu Example



Typical Emulation Mode Service Menu

Emulation Menu & Connector Type Examples



JCM TECHNICAL SUPPORT CONTACTS

Headquarters (Japan)		
Sales and Service	81-6-6703-8405	hq-jp@jcmglobal.com
Europe, Africa, Russia, Middle East		
Sales and Service	49-211-530645-0	hq-eu@jcmglobal.com
Australia, Oceania		
Sales and Service	61-2 9648 0811	ipayne@jcmglobal.com
Southeast Asia		
Sales and Service	853 28 72 2648	jim.teng@jcmglobal.com
North/South America/Canada/Caribbean		
Toll Free Product Support	(800) 683-7248 or (702) 651-0000	techsupport@jcmglobal.com

After Hours America's Support

JCM American prides itself in offering the best Customer Service in the industry. We prove this by offering a 24 hour hotline, where Technical Support Personnel can be reached at any time, 7 days a week. To reach our 24/7 after hour's hotline, just follow these three easy steps:
 1.) Call JCM American at (800) 683-7248. 2.) Select "Option 5" and wait for the call to be transferred to the JCM after hour's Technical Support line.
 3.) Speak with a certified JCM support technician about your situation.

JCM is a registered trademark of JCM American Corporation. All other product names mentioned herein may be registered trademarks or trademarks of their respective companies. Furthermore, TM and ® are not mentioned in each case in this publication.