


www.jcm-american.com

The JCM web site provides the tools required, including the software information database containing DIP Switch information, our Photo Parts Catalog, online ordering form, service materials, and much more.

Parts are Parts



Part No. 701-000060R

Description: WBA-ICB Conversion Kit

Usage: The WBA-ICB Conversion Kit adds the ICB Transmitter/Receiver Module to an existing WBA Unit. The kit consists of a mounting bracket that is added to the WBA transport, the ICB Transmitter/Receiver Printed Circuit Board, mounting hardware and a connecting Harness. The unit can be pre-assembled and mounted to the WBA in a matter of minutes.

Note: Insure the Printed Circuit Board is orientated correctly when mounting it onto the bracket.

Latest JCM Software Listing

UNIT	ID	Version*	CRC or Check Sum
UBA-10/11-SS	ID-003	V1.71-16	AD3C
UBA-10/11-SS	ID-024	V1.77-17	719A
UBA-14-SS & UBA-24-SS/SU	ID-024	V1.76-24	CRC=421D
UBA-14-SS & UBA-24-SS/SU	ID-028	V1.76-13	CRC=650A
WBA-12/13-SS	ID-003	V-3.75-32i*	C9AB
WBA-12/13-SS	ID-0C3	V-3.75-09i*	64F4
WBA-12/13-SS	ID-022/023	V-3.63-03i*	1068
WBA-12/13-SS	ID-044C	V-3.75-05i*	FE10
WBA-12/13-SS	ID-044	V-3.75-05i*	D716
WBA-12/13-SS	ID-024	V-3.75-34	CD3B
DBV-200-B0/B1	ID-022/023	V-2.61-04-03	79E0
DBV-200-A2/A3	ID-044P/045P	V-2.70-05	AA03
DBV-200-A2/A3	ID-044WP/045WP	V-2.61-05	19F7
DBV-200-B4/B5	ID-024	V-2.70-11	6C31
DBV-200-B4/B5	ID-003	V-2.61-02	9E55


* an "i" suffix indicates Intelligent Cash Box option.

The list of JCM bill validator software provided herein notifies customers of the latest versions developed. However, the listing does not identify versions approved by gaming jurisdictional authorities for actual use. Customers should consult JCM's Parts Sales departments concerning approved versions for jurisdictions of intended use.

Technical Notes

Perform the following steps to Convert an existing metal Cash Box to an ICB readied unit:

1. Drill-out the existing Pop Rivets and remove existing Cash Box Handle.
2. Mount the new ICB Module Handle onto the Cash Box using new Pop Rivets.



Save Time and Labor with JCM's Intelligent Cash Box System

The ICB® (Intelligent Cash Box) system is a unique cash management system that allows the operator to track a cash box and its contents through the entire cash process. The ICB system eliminates the need for dedicating cash boxes to specific machines, or putting barcode identification labels on the cash boxes. The cash boxes are tracked electronically eliminating most variance issues, and with the custom reports provided to each department, accuracy and efficiency is greatly improved.





FREE REGIONAL USA TRAINING

Give your technicians the tools they need to keep your customers happy and your equipment running at peak efficiency.

For the local and regional training schedule visit:

http://www.jcm-american.com/support/training_calendar.asp

Technical Bulletin 200807 July 2008


Technical Tips


Question: What do I need to update my existing WBA Units for Intelligent Cash Box operation?

Answer: Updating a current Cash Box to an Intelligent Cash Box (ICB) is a relatively simple process. A few questions are necessary however to insure you have the correct parts.

Early versions of a WBA had a CPU Tray that looked like that pictured in Photo ① at right. This particular tray has been discontinued and replaced by a newer CPU Tray (P/N 200-100411R) containing three holes for mounting the ICB bracket (See Photo ②).

When ordering the ICB Conversion Kit (P/N 701-000060R), be sure to count how many WBA Units contain the early version CPU Tray, so that the correct amount of replacement trays can be ordered for mounting the ICB bracket.



	JCM TECHNICAL SUPPORT CONTACTS		
	General Product Support:		
	Toll Free Product Support	(800) 683-7248	
	Training	(800) 683-7248	training@jcm-american.com
	Optipay Product Support (DBV-30X, RC-10, A-66)		
	Toll Free Product Support	(800) 683-7248	optipaysupport@jcm-american.com
	Training	(800) 683-7248	training@jcm-american.com
	After Hours Support		
	<p>JCM prides itself in offering the best customer service in the industry. We prove this by offering a 24 hour hotline, where technical support personnel can be reached at any time, 7 days a week. To reach our 24/7 after hour's hotline, just follow these three easy steps:</p> <ol style="list-style-type: none"> 1. Call JCM American at (800) 683-7248, then 2. Select option 5 and wait for the call to be transferred to the JCM after hour's Technical Support line. 3. Speak with a certified JCM support technician about your situation. 		
	TOVIS TECHNICAL SUPPORT CONTACTS		
Tovis Support Center			
Product Support - Tovia Service Center	(702) 263-5560 (Mon - Fri, 9am - 5pm)	roy@tovism.com	
Parts & Service	(702) 263-5560	roy@tovism.com	
TRANSACT TECHNICAL SUPPORT CONTACTS			
Product Support	(877) 748-4222 Option-3	techsupport@transact-tech.com	
Parts	(877) 748-4222 Option-2	techsupport@transact-tech.com	
Service	(877) 748-4222 Option-2	http://www.transact-tech.com/tsg/rma.html	



JCM is a registered trademark of JCM American Corporation. All other product names mentioned herein may be registered trademarks or trademarks of their respective companies. Furthermore, TM and ® are not mentioned in each case in this publication.