



Technical Bulletin 00410

www.jcm-american.com

The JCM web site provides the tools you need, including the software information database with DIP switch information, our photo parts catalog, online ordering form, repair service, and more.

Parts are Parts



New WBA Power Supply Kit

Part No. 701-000148

Description: WBA Power Supply, (RS-232, AC)

Usage: This power supply replaces the PS-15-006 power supply (Part No. 550-100042). The new supply now offers up to 5 amps of current and was designed specifically to power our next generation bill validator product. It is backwards compatible to the current WBA product line however, and can be directly used in place of the older PS-15-006 unit.

Note: This power supply features a built in RS-232 serial data converter board containing a standard DB-9 connector for serial I/O communication. It also has an AC power cord built directly into it. This power supply can be used for all functions on the WBA with the exception of diagnostics at this time.

JCM Latest Software Listing

UNIT	ID	Version*	Check Sum
WBA-10/11-SS	ID-003	V-3.34-25	DBA9
WBA-10/11-SS	ID-022/023	V-3.34-03	7FCF
WBA-10/11-SS	ID-024	V-3.34-29	FF9F
WBA-12/13-SS	ID-003	V-3.34-21*	1185
WBA-12/13-SS	ID-0C3	V-3.34-09i*	F1C3
WBA-12/13-SS	ID-003 (Aristocrat)	V-3.34-22i*	11DB
WBA-12/13-SS	ID-003 (Spieio)	V-3.34-23i*	FA6F
WBA-12/13-SS	ID-003 (Bally)	V-3.34-25i*	2994
WBA-12/13-SS	ID-022/023	V-3.34-03i*	5A07
WBA-12/13-SS	ID-044C	V-3.34-05i*	144E
WBA-12/13-SS	ID-044	V-3.34-05i*	FD8D
WBA-12/13-SS	ID-023B	V-3.34-04i*	DF4E
WBA-12/13-SS	ID-024	V-3.34-27	8999
DBV-200-B0/B1	ID-022/023	V-2.51-04-03	32FC
DBV-200-A2/A3	ID-004/BAR	V-2.50-05	8F51
DBV-200-A2/A3	ID-044P/045P	V-2.50-05	8BD0
DBV-200-A2/A3	ID-011/015	V-2.50-09	5B42
DBV-200-A2/A3	ID-044/045W	V-2.50-04	5151
DBV-200-A2/A3	ID-044WP/045WP	V-2.50-05	D273
DBV-200-B4/B5	ID-024	V-2.50-09	070D
DBV-200-B4/B5	ID-003	V-2.50-02	44EE


* an "i" suffix indicates Intelligent Cash Box option.

UNIT	ID	Version	Check Sum
TSP-02	033	2.01	C11F
TSP-02	024CE (Caesar's Entertainment)	2.04	ECCF
TSP-02	024JC (New Jersey Caesar's Entertainment)	2.04	EE7F
TSP-02	024LT (Lottery)	2.00	4E33
TSP-02	024NJ (New Jersey)	2.00	798E
TSP-02	024NV (Nevada)	2.00	8566
TSP-02	024NVW (Nevada - WMS)	2.00	EB22
TSP-02	033CE (Caesar's Entertainment)	2.00	6B31
TSP-02	033IL (Illinois)	2.00	7D8F
TSP-02	033JC (New Jersey Caesar's Entertainment)	2.00	95C5
TSP-02	033NJ (New Jersey)	2.00	6558
TSP-02	033NV (Nevada)	2.00	6178
TSP-02	033NY (New York - Lottery)	2.00	8EB8

NOTE: The list of JCM bill validator software provided herein notifies customers of the latest versions developed. However, the listing does not identify versions approved by gaming jurisdictional authorities for actual use. Customers should consult JCM's Customer Service/Parts Sales departments concerning approved versions for jurisdictions of intended use.

The JCM Ticket In - Ticket Out Solution ... Reliability, Durability, Productivity

The TSP-02 (Thermal Security Printer) by JCM was specifically designed to meet the needs of your Ticket In - Ticket Out casino operation. Our printer is designed to outlast the competition. With printers in the field that have been running for over two years with no field issues, JCM takes pride in the technology used in our printer solution. By designing the bill validator and the companion printer to go with it, JCM can guarantee the maximum in acceptance rates and printed ticket quality. Contact your local JCM Sale Representative today for additional information.





FREE REGIONAL TRAINING

Give your techs the tools they need to keep your customers happy and your equipment running at peak efficiency. Call for further information.

Nov. Laughlin, Nevada
 Nov. Albuquerque, New Mexico
 Dec. Las Vegas, Nevada


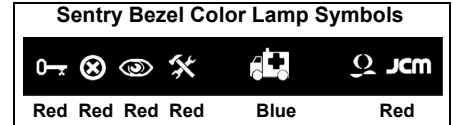
Technical Tips

Question: What do the icons on the Sentry bezel indicate?

Answer: The Sentry bezel was designed to simplify the slot attendants and technicians troubleshooting process on the casino floor. Each of its icons indicate a specific type of error condition that can occur in the Sentry. The following list identifies the individual lamp warnings when lit:

- **Key** – RED – Requires Cash Box access
- **Crossed Circle** – RED – ROM Verification error or jammed motor – shop repair required
- **Eye** – RED – Possible cheat attempt – If only eye is lit – multiple bill rejects occurred in a short period of time
- **Crossed Hammer & Wrench** – RED – Minor service required at the machine
- **Ambulance** – BLUE – Validator shut down – communication lost, or immediate attention required
- **JCM Logo** – RED – Cash Box is full.

JCM has created a pocket sized quick reference Error Code Card (Part No. 950-000063) containing the meanings of each of these icons. Contact your particular JCM Sales Representative or the JCM Parts Department at (800)-683-7248 today for additional information on obtaining one or more of these handy pocket references.



JCM is a registered trademark of JCM American Corporation. All other product names mentioned herein may be registered trademarks or trademarks of their respective companies. Furthermore, TM and ® are not mentioned in each case in this publication.

JCM American Corporation
 925 Pilot Road
 Las Vegas, Nevada 89119
 Telephone: (702) 651-0000
 Toll Free: (800) 683-7248
 FAX: (702) 651-0003

